



Time use surveys: Current status and challenges

Expert Group Meeting (EGM) on Innovative and Effective ways to collect Time-Use Statistics (TUS), in line with ICATUS 2016 and other international standards and in support of SDGs monitoring

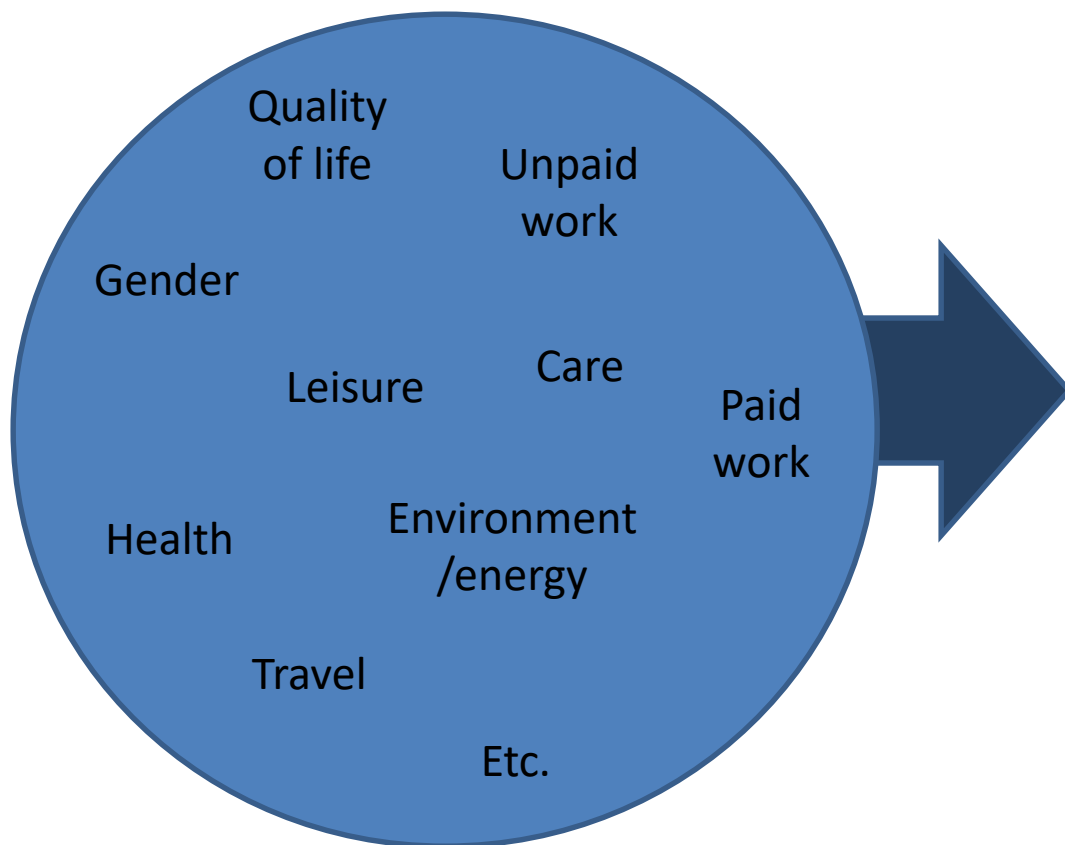
United Nations Statistics Division
Social and Gender Statistics Section



Why are we here?

- Why should we produce time-use statistics?

- How can we produce time-use data more efficiently?




Decisions time-use survey (not exhaustive)



Objectives	Design	Instrument	Mode of collection
<ul style="list-style-type: none">•How population spends time•Quality of life•Measurement of all forms of work (paid and unpaid)•Household production satellite account	<ul style="list-style-type: none">•Instruments•Type of household survey•Sample design•Mode of data collection•Data processing•Data analysis•Dissemination of results and data	<ul style="list-style-type: none">•Diary<ul style="list-style-type: none">○ Full○ Light•Questions•Others	<ul style="list-style-type: none">•Interview<ul style="list-style-type: none">○ PAPI (OCR, ICR, OMR), CAPI, CATI•Self-completed<ul style="list-style-type: none">○ Paper diary, Web app, Mobile app, EMS (SMS/IVR, mobile, wearable devices)•Observation<ul style="list-style-type: none">○ Person, Technology assisted

What are the challenges faced by NSOs with TUS?



Cost to undertake a dedicated time-use survey

Economic/financial aspects

Human resources

Time to capture and validate information

Use of data

TUS usually
underutilized

Granularity/quantity of information collected

Complexity of coding

Respondent's burden=>Low response rate

Time use instruments requirements



- Inputs
 - Cost
 - Processing information
 - Field operation
 - Respondents'
 - Comprehension
 - Burden
 - Literacy
- Outputs
 - Data quality
 - Data granularity
 - Data usability

Time use instruments requirements



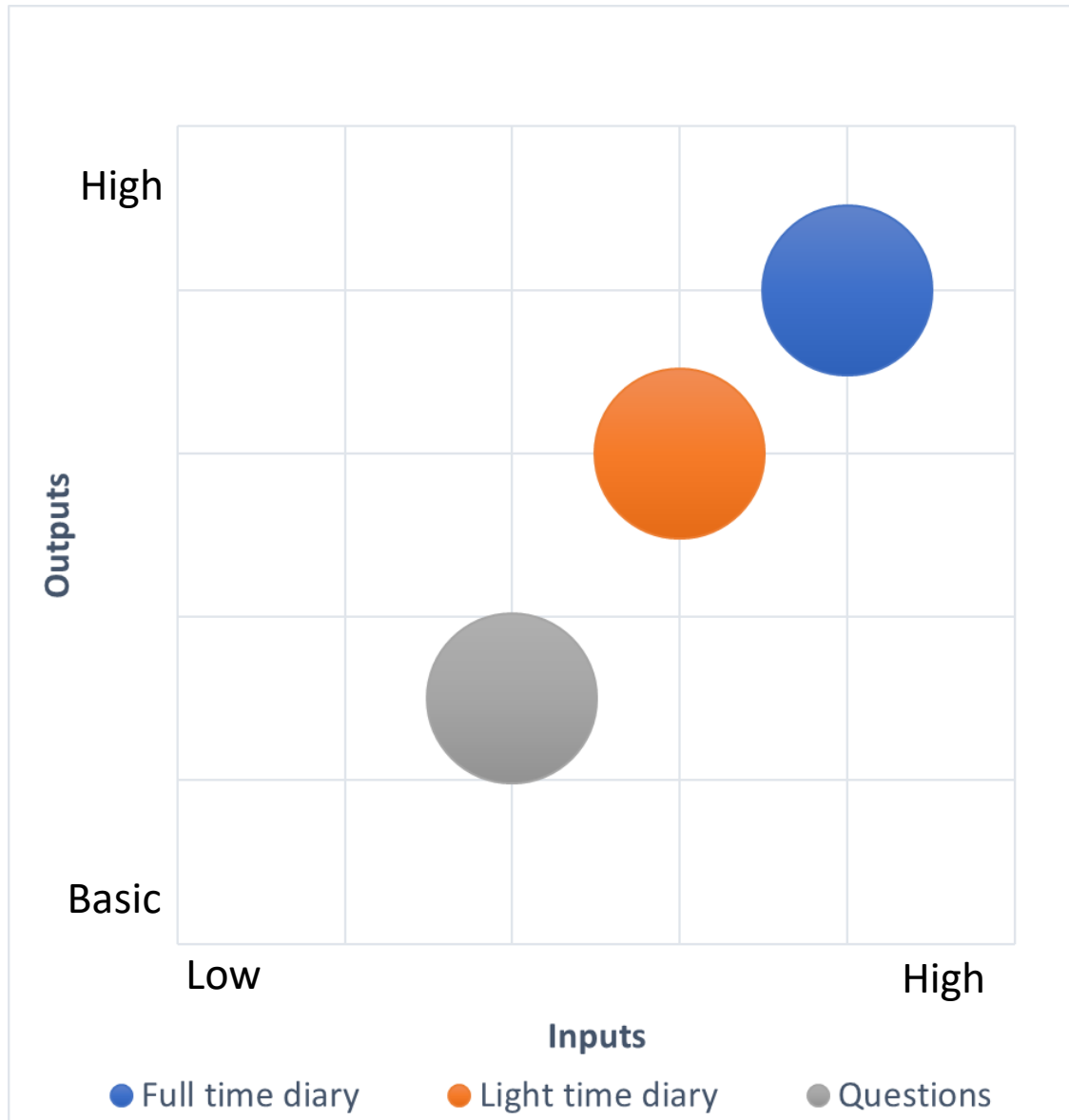
I
N
P
U
T
S

	Full diary	Light diary	Questions
Cost	High	Medium	Medium
Processing	High	Medium	Low
Respondents' requirements	High	Medium-high	Low-medium

O
U
T
P
U
T
S

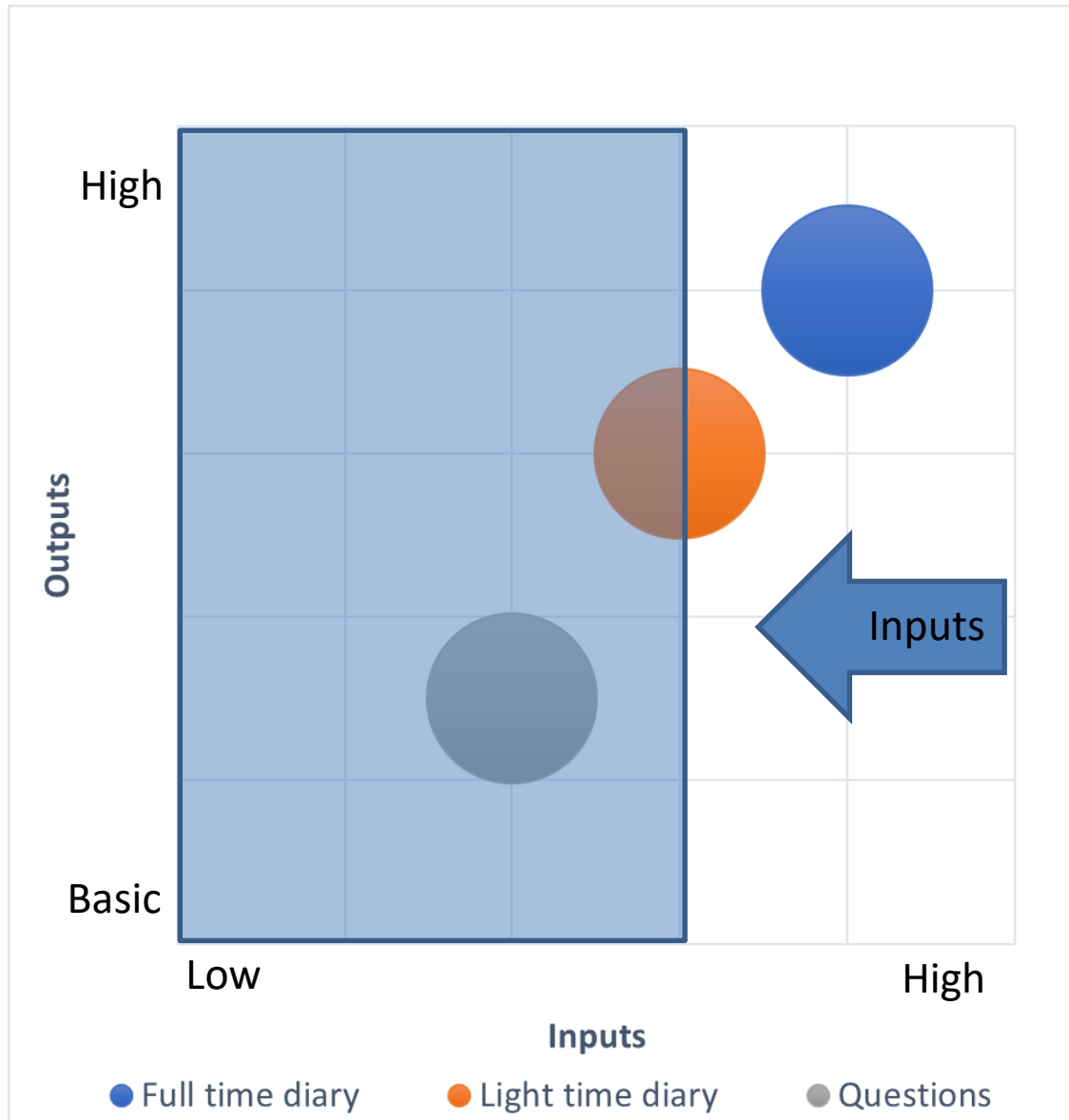
Data quality	High	High	Basic
Data granularity	High	Medium	Basic
Data usability	High	Medium	Basic

Time use instruments



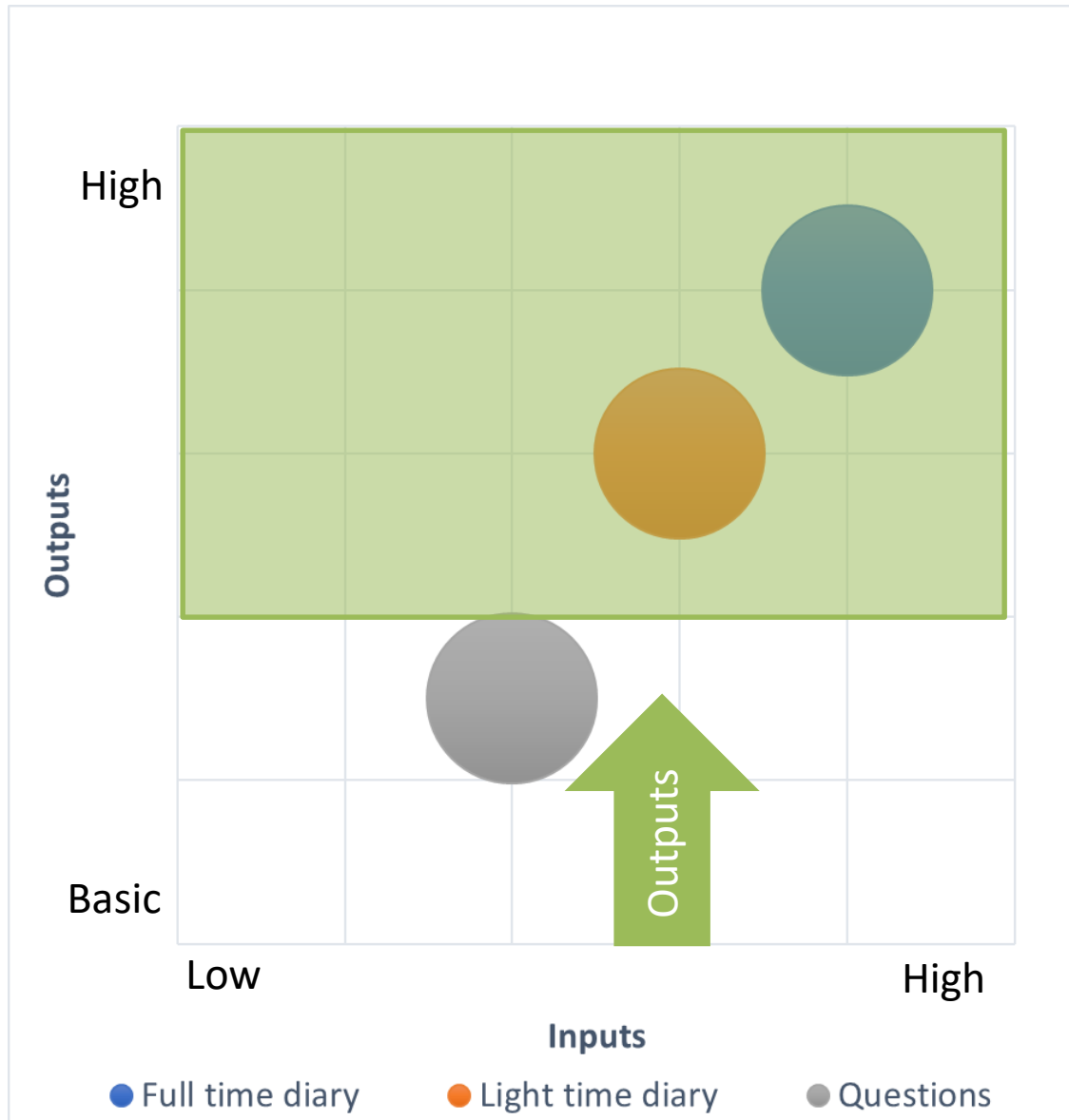
- How can we optimize:
- Reduce inputs
 - Keep high outputs

Time use instruments



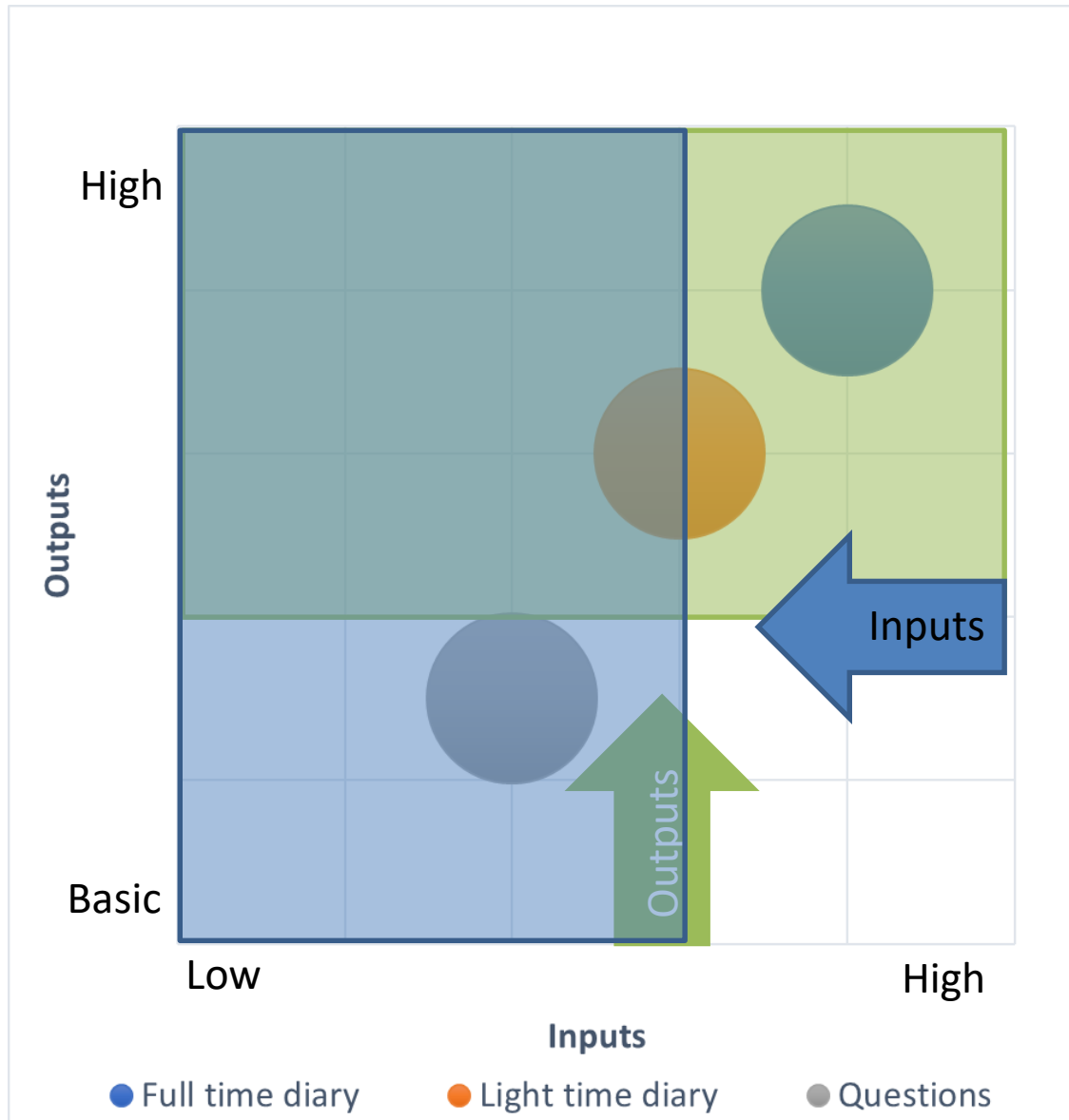
- How can we optimize:
- Reduce inputs
 - Keep high outputs

Time use instruments



- How can we optimize:
- Reduce inputs
 - Keep high outputs

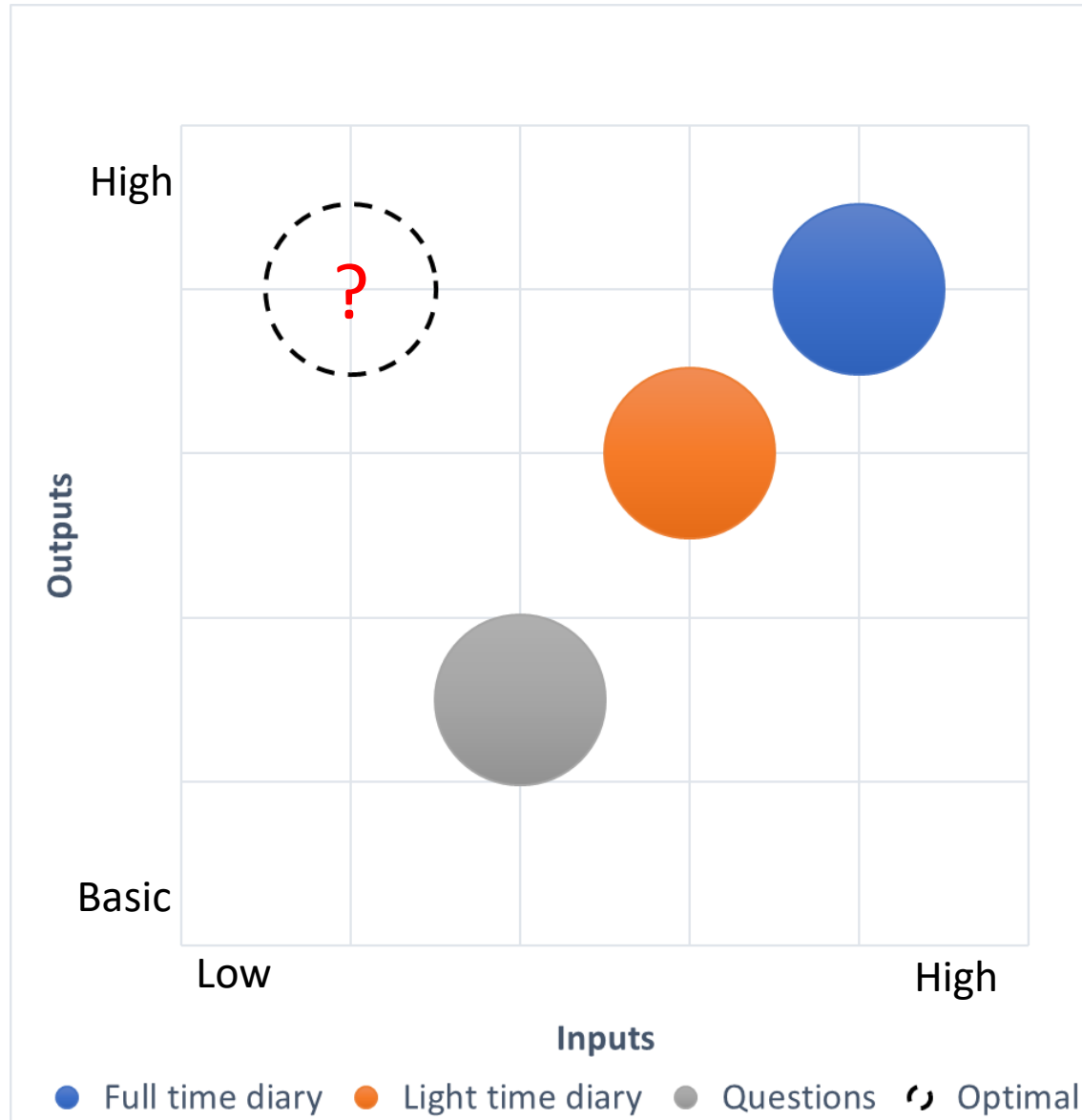
Time use instruments



How can we optimize:

- Reduce inputs
- Keep high outputs

Time use instruments



How can we optimize:

- Reduce inputs
- Keep high outputs



Switzerland



- The “unpaid work module” provides data on domestic, childcare and voluntary work in Switzerland
- Attached every 3-4 years to the Swiss LFS
- Telephone interview

Questionnaire

<https://www.bfs.admin.ch/bfs/en/home/statistics/work-income/surveys/slfs-mod-uw.assetdetail.2661448.html>

Switzerland 2016



82900	01	How much time did you spend
82900	02	#bX #e
82900	03	shopping, going to the post office, the dry-cleaner's,
82900	04	but not including time spent just window-shopping?
82900	05	-----
82900	06	=>INT.: Indicate hours and minutes (e.g. 1½ hours = <01> <30>,
82900	07	15 min. = <00> <15>)
82900	08	
82900	09	
82900	10	H: Hours<xx> <00>
82900	11	M: Minutes<00> <xx>
82900	12	
82900	13	- Don't know<98> <00>
82900	14	- No answer<99> <00>
82900	15	H: M:
82901	01	Was it ...?
82901	02	-----
82901	03	=> INT.: HELP ESTIMATE
82901	04	- Less than 20 minutes<01>
82901	05	- 20 minutes but less than 40 minutes<02>
82901	06	- 40 minutes but less than 1 hour<03>
82901	07	- 1 hour but less than 2 hours<04>
82901	08	- 2 hours but less than 3 hours<05>
82901	09	- 3 hours but less than 4 hours<06>
82901	10	- 4 hours but less than 5 hours<07>
82901	11	- 5 hours but less than 8 hours<08>
82901	12	- 8 hours but less than 13 hours<09>
82901	13	- 13 hours or more<10>
82901	14	-----
82901	15	- Don't know<98> - No answer<99>

Switzerland 2016



Durchschnittlicher Aufwand für Erwerbsarbeit, Haus- und Familienarbeit und Freiwilligenarbeit nach Geschlecht und Familiensituation

Ständige Wohnbevölkerung ab 15 Jahren, in Stunden pro Woche 2016

T 03.06.00.01

	Frauen					Männer				
			Unbezahlte Arbeit Total	Erwerbsarbeit	Unbezahlte und bezahlte Arbeit *			Unbezahlte Arbeit Total	Erwerbsarbeit	Unbezahlte und bezahlte Arbeit
	Haus und Familienarbeit	Freiwilligenarbeit*				Haus und Familienarbeit	Freiwilligenarbeit*			
Total 15-jährige und ältere Personen	28.1	2.0	30.1	16.6	46.7	17.9	1.6	19.5	27.3	46.8
15- bis 64-Jährige insgesamt	29.6	1.8	31.4	21.3	52.7	18.1	1.4	19.5	33.0	52.5
Nach Familiensituation										
Alleinlebende	18.1	0.0	20.1	26.6	46.7	14.6	1.6	16.2	33.9	50.1
Partner/in in 2-Personenhaushalten	21.7	0.4	24.1	25.1	49.2	15.7	1.7	17.4	34.9	52.3
Mütter, Väter mit Partner/in und jüngstem Kind 0-14-jährig	52.8	0.4	54.2	15.4	69.6	29.2	1.3	30.5	38.3	68.8
Mütter, Väter mit Partner/in und jüngstem Kind 0-6-jährig			58.8	13.9	72.7	32.7	1.2	33.9	37.6	71.5
Mütter, Väter mit Partner/in und jüngstem Kind 7-14-jährig			46.2	18.0	64.2	23.6	1.3	24.9	39.4	64.3
Partner/in mit jüngstem Kind 15-24-jährig oder anderen Erwachsenen			32.4	19.7	52.1	16.2	1.4	17.6	37.0	54.6
Alleinlebende Mütter, Väter mit jüngstem Kind 0-14-jährig			48.4	19.7	68.1	(42.0)	(1.2)	43.2	(34.0)	(77.2)
Alleinlebende Mütter, Väter mit jüngstem Kind 0-6-jährig			54.2	20.1	74.3	(45.3)	(0.9)	46.2	(29.3)	(75.5)
Alleinlebende Mütter, Väter mit jüngstem Kind 7-14-jährig	43.6	1.9	45.5	19.5	65.0	(41.6)	(1.3)	42.9	(34.7)	(77.6)
Bei Eltern lebende Töchter (15-24-jährig)	5.0	1.0	16.0	17.8	33.8	12.1	1.0	13.1	20.2	33.3
Andere Situation	2.0	1.5	23.5	15.6	49.1	12.9	1.2	14.1	28.5	42.6

Volunteer work

Unpaid domestic and care work

Employment (paid work)

- 2015-2016 Employment and Unemployment Survey, schedule 2 questionnaire covering Demographic, economic activity and migration

Person's Reference Number	01	02	03																														
1.16 How many hours of household chores per week you spent on [a] Cooking [b] Washing clothes [c] Child care [d] Gardening/compound cleaning/grass cutting [e] Other household chores [specify]	<table border="1" data-bbox="1064 901 1267 1150"> <tr><td></td><td></td></tr> <tr><td></td><td></td></tr> <tr><td></td><td></td></tr> <tr><td></td><td></td></tr> <tr><td></td><td></td></tr> </table>											<table border="1" data-bbox="1360 901 1562 1150"> <tr><td></td><td></td></tr> <tr><td></td><td></td></tr> <tr><td></td><td></td></tr> <tr><td></td><td></td></tr> <tr><td></td><td></td></tr> </table>											<table border="1" data-bbox="1655 901 1858 1150"> <tr><td></td><td></td></tr> <tr><td></td><td></td></tr> <tr><td></td><td></td></tr> <tr><td></td><td></td></tr> <tr><td></td><td></td></tr> </table>										

- In 2012, time-use data were collected with over 100 questions

CAPÍTULO 2: APRENDIZAJE Y ESTUDIO

PARA PERSONAS DE 12 AÑOS Y MÁS - INFORMANTE DIRECTO

EN LA SEMANA PASADA:

¿ Le dedicó tiempo a asistir a clases en la escuela, colegio, universidad o cursos de capacitación formal o informal?

SI 1
NO 2
Pase a Preg. 15

Cuánto tiempo le dedicó de:

LUNES A VIERNES? SÁBADO Y DOMINGO?

COD.	HORAS	MINUTOS	HORAS	MINUTOS
------	-------	---------	-------	---------

EN LA SEMANA PASADA:

¿ Le dedicó tiempo a trasladarse de ida y vuelta a su escuela, colegio, universidad o algún curso de capacitación o formación?

Excluya cuando sea por esparcimiento

SI 1
NO 2

Cuánto tiempo le dedicó de:

LUNES A VIERNES? SÁBADO Y DOMINGO?

COD.	HORAS	MINUTOS	HORAS	MINUTOS
------	-------	---------	-------	---------

EN LA SEMANA PASADA:

¿ Le dedicó tiempo a realizar los deberes escolares en casa o hacer consultas en la biblioteca, Internet u otros?

Incluir cualquier lugar distinto al establecimiento educativo

SI 1
NO 2

Cuánto tiempo le dedicó de:

LUNES A VIERNES? SÁBADO Y DOMINGO?

COD.	HORAS	MINUTOS	HORAS	MINUTOS
------	-------	---------	-------	---------

EN LA SEMANA PASADA:

¿ Le dedicó tiempo a asistir a clases de nivelación o refuerzo pedagógico?

SI 1
NO 2

Cuánto tiempo le dedicó de:

LUNES A VIERNES? SÁBADO Y DOMINGO?

COD.	HORAS	MINUTOS	HORAS	MINUTOS
------	-------	---------	-------	---------

COD PER		11				12				13				14				COD PER	
01																		01	
02																		02	
03																		03	
04																		04	

2010 full diary

Serbia



2015 light diary

2/8	Шта сте радили? Забележите главну активност за сваки 10-минутни период од 07.00 до 10.00!	Шта сте још радили? Забележите најважнију паралелну активност.
Р. бр.	Упишите само једну, главну активност на свакој линији! Правите разлику између путовања и активности која је разлог за то путовање.	Наведите да ли сте користили компјутер или интернет у главној или паралелној активности. Не треба да забележите коришћење компјутера или интернета током радног времена.
19	07.00 – 07.10 УСТАЛА	
20	07.10 – 07.20 ИГУШИРАЛА СЕ	
21	07.20 – 07.30 ПИЈЕМ КАФУ	ГЛЕДАМ ТВ
22	07.30 – 07.40 ПРОБУДИЛА ДЕЦУ	
23	07.40 – 07.50 ДОРУЧКОВАЛА	РАЗГОВАРАМ СА ПЕР.
24	07.50 – 08.00 ↓	↓
25	08.00 – 08.10 ПОСПРЕМЛА СТО	СЛУШАМ РАДИО
26	08.10 – 08.20 ОБУКЛА ДЕЦУ	РАЗГОВАРАМ СА ДЕЦОМ
27	08.20 – 08.30 ОБВЕЛА У ОБДАННИЦ	— —
28	08.30 – 08.40 ОТИШЛА У ПРОДАВНИЦУ	— —
29	08.40 – 08.50 У ПРОДАВНИЦИ	
30	08.50 – 09.00 ВРАТИЛА СЕ КУПИ	ПРИЧАЛА СА КОМШИЦИОМ
31	09.00 – 09.10 ОШТИЛА ПЛИНИКЕ	
32	09.10 – 09.20 РАЗГОВАРАЛА ТЕЛЕФОНОМ	
33	09.20 – 09.30 ОТИШЛА КОД КОМШИКИЦЕ	РАЗГОВАРАМЕ
34	09.30 – 09.40 — —	ПИЈЕМ КАФУ
35	09.40 – 09.50 СРЕМЛА РУЧАК	СЛУШАМ РАДИО
36	09.50 – 10.00 ↓	↓

Попуњава статистику	Где сте били? Забележите место или превозно средство. На пример: код куће, код пријатеља, у школи, на радном месту, пешке, аутобусом, колима, бициклом, на мотору...	Да ли сте били сами или са неким кога познајете? Ставите x, + или ✓
	код куће	
	↓	
	↓	
	ПЕШКЕ	
	— —	
	ПРОДАВНИЦА	
	ПЕШКЕ	
	код куће	
	— —	
	код комшикице	
	— —	
	код куће	
	— —	

Молимо вас да упишете следећу шифру за место или превозно средство

		ПРИМЕР			
		4:00	5:00	6:00	7:00
код куће	1	[Red bar from 4:00 to 6:30]			
пешком	3	[Red bar from 6:30 to 7:00]			
бициклом	6	[Red bar from 6:30 to 7:00]			
Група активности	Назив активности	[Timeline with red bars]			
Лична нега	1. Спавање	[Red bar from 4:00 to 6:30]			
	2. Умивање и облачење	[Red bar from 6:30 to 7:00]			
	3. Одмарање	[Red bar from 6:30 to 7:00]			
Једноје, пијење	4. Једење, пијење (код куће или ван куће)	[Red bar from 6:30 to 7:00]			
Кухиња	5. Кухање, печење, припремање оброка	[Red bar from 6:30 to 7:00]			
Кухиња послови и друге кухиње активности	6. Чишћење и сређивање куће, стана, дворшита	[Red bar from 6:30 to 7:00]			
	7. Прање воша, пеглање и шивење	[Red bar from 6:30 to 7:00]			
	8. Поправка и реновирање стана/куће, управљање домаћинством, баштованство, брига о кућним љубимцима и помоћ другом домаћинству	[Red bar from 6:30 to 7:00]			
Путовање	9. Путовање до и са посла	[Red bar from 6:30 to 7:00]			
	10. Друга путовања	[Red bar from 6:30 to 7:00]			
Посао	11. Рад на послу	[Red bar from 6:30 to 7:00]			
	12. Пољопривредне активности	[Red bar from 6:30 to 7:00]			
Образовање и курсеви	13. Учење, студирање, похађање курсева и слично	[Red bar from 6:30 to 7:00]			
Брига о деци и одраслима	14. Брига о сопственој малоплетној деци	[Red bar from 6:30 to 7:00]			
	15. Брига о другим лицима	[Red bar from 6:30 to 7:00]			
Куповина и услуге	16. Куповина и услуге	[Red bar from 6:30 to 7:00]			
Слободно време	17. ТВ, радио	[Red bar from 6:30 to 7:00]			
	18. Друштвени живот, дружење с породицом и пријатељима, забава и култура, телефонирање	[Red bar from 6:30 to 7:00]			
	19. Читање	[Red bar from 6:30 to 7:00]			
	20. Хобији, игре (укључујући и коришћење компјутера)	[Red bar from 6:30 to 7:00]			
	21. Спорт, вежба, шетња	[Red bar from 6:30 to 7:00]			
Друге активности	22. Друга активност која није на листи	[Red bar from 6:30 to 7:00]			
	Упишите активност →	[Red bar from 6:30 to 7:00]			

Рано јутро

Japan



- Survey on Time Use and Leisure Activities has been conducted every five years since 1976
 - Pre-coded list of activities in a light diary
- In 2001, in addition to Questionnaire A (pre-coding system), Questionnaire B (after-coding system) was introduced to obtain more detailed results of people's time allocation
- About 77,000 households were selected (200,000 members of the households 10 years old or more). About 73,000 households were surveyed using Questionnaire A, and about 4,000 households with Questionnaire B.
- In 2011, "Questionnaire A:paper; Questionnaire B:paper and online"
- In 2016, paper and online were used



Japan (QA)

24 Diary

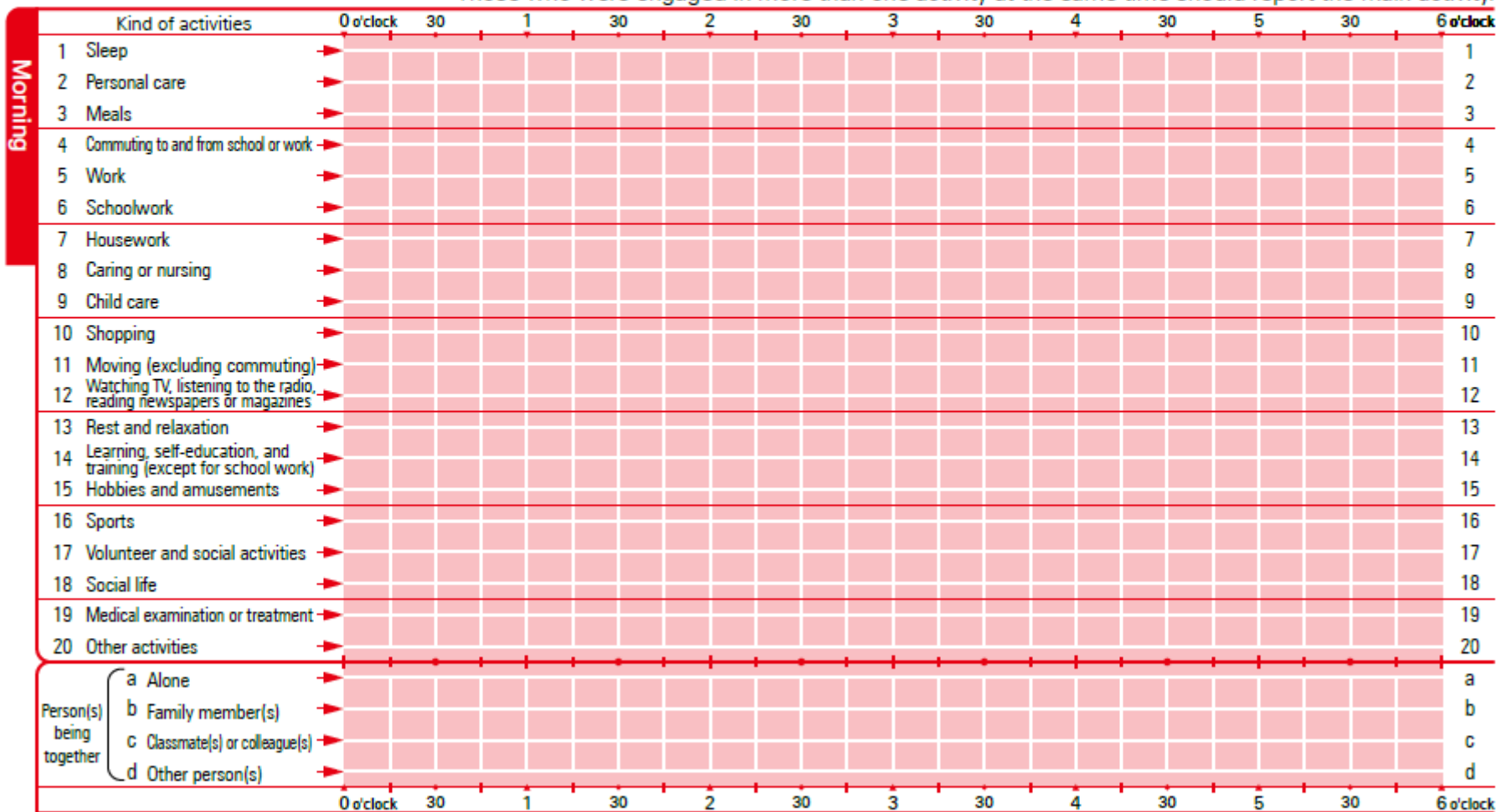
- Please report on you did on each of the two days specified and how much time you spent on each activity, in units of 15 minutes.
- Please draw a horizontal line to specify the activity and persons with you for each 15 minute unite.

(1) Select the feature of this day from the categories listed below. (Please fit in the circle all applicable categories)									(2) How was the weather on this day?		
Travel and excursion	Event, wedding or funeral (lasting over half a day)	Business trip or training, etc.	Work at home	Under medical treatment	Holiday or vacation, etc.	Leave for child rearing or taking care of a sick child	Leave to take care of a family member	Other	Rained all day long	Rained occasionally	Not rained
<input type="radio"/>	<input type="radio"/>	<input type="radio"/>	<input type="radio"/>	<input type="radio"/>	<input type="radio"/>	<input type="radio"/>	<input type="radio"/>	<input type="radio"/>	<input type="radio"/>	<input type="radio"/>	<input type="radio"/>

06

[First Day]

Those who were engaged in more than one activity at the same time should report the main activity.





Japan (QB)

All the respondents are asked to reply.

16 Diary

Please report on you did on each of the two days specified and how much time you spent on each activity, in units of 15 minutes.

(1) Select the feature of this day from the categories listed below. (Please fill in the circle all applicable categories)									(2) How was the weather on this day?		
Travel and excursion	Event, wedding or funeral (lasting over half a day)	Business trip or training, etc.	Work at home	Under medical treatment	Holiday or vacation, etc.	Leave for child rearing or taking care of a sick child	Leave to take care of a family member	Other	Rained all day long	Rained occasionally	Not rained
<input type="radio"/>	<input type="radio"/>	<input type="radio"/>	<input type="radio"/>	<input type="radio"/>	<input type="radio"/>	<input type="radio"/>	<input type="radio"/>	<input type="radio"/>	<input type="radio"/>	<input type="radio"/>	<input type="radio"/>

04

[First Day]

Morning

Time	What were you mainly doing? ※ Please report what you were <u>mainly doing</u> in 15 minute units	Using smartphone/PC	Were you doing something else at the same time? ※ When doing several things please report <u>just one</u>	Using smartphone/PC	Place				Persons being together (Please encircle all applicable categories)							Time and hour code
					1 At home	2 At school or work	3 On travel	4 Other	1 Alone	2 Father	3 Mother	4 Son(s) or daughter(s)	5 Spouse	6 Other family member(s)	7 Other person(s) from work, school, etc.	
0:00					1	2	3	4	1	2	3	4	5	6	7	01
.30					1	2	3	4	1	2	3	4	5	6	7	02
1:00					1	2	3	4	1	2	3	4	5	6	7	04
.30					1	2	3	4	1	2	3	4	5	6	7	05
2:00					1	2	3	4	1	2	3	4	5	6	7	06
.30					1	2	3	4	1	2	3	4	5	6	7	07
3:00					1	2	3	4	1	2	3	4	5	6	7	08
.30					1	2	3	4	1	2	3	4	5	6	7	09
4:00					1	2	3	4	1	2	3	4	5	6	7	10
.30					1	2	3	4	1	2	3	4	5	6	7	11
5:00					1	2	3	4	1	2	3	4	5	6	7	12
.30					1	2	3	4	1	2	3	4	5	6	7	13
6:00					1	2	3	4	1	2	3	4	5	6	7	14
.30					1	2	3	4	1	2	3	4	5	6	7	15
7:00					1	2	3	4	1	2	3	4	5	6	7	16
.30					1	2	3	4	1	2	3	4	5	6	7	17
8:00					1	2	3	4	1	2	3	4	5	6	7	18
.30					1	2	3	4	1	2	3	4	5	6	7	19

Comparability of data



- Several studies have compared the data obtained from the different instruments
 - (Full) time diaries believed to be the most accurate time use instrument
 - Questions believed to be less accurate than diaries specially for activities of short-duration

Where do we go?



- What is the optimal instrument(s) to collect time use information?





Thank you!

<http://unstats.un.org/unsd/gender/default.html>